


Back to School Night

2nd Grade
September 2021





Meet the 2nd Grade Teachers

Mrs. Weinig

Mrs. Shockey



Mrs. Warner

Mrs. Yung



Our Schedule

9:00 am - 9:15 am	Arrival/Morning Work
9:15 am - 10:30 am	Math
10:30 am - 11:05 am	ELA
11:05 am - 11:35 am	Recess
11:35 am - 12:05 pm	Lunch
12:05 pm - 1:35 pm	ELA
1:35 pm - 2:35 pm	Related Arts
2:35 pm - 3:20 pm	Content
3:20 pm - 3:40 pm	SEL
3:40 pm - 3:45 pm	Stack and Pack/Dismissal



2nd Grade Related Arts Schedule




SHOCKEY Related Arts	WARNER Related Arts	WEINIG Related Arts
Red Day: Tech/PE	Red Day: Art	Red Day: Music
Orange Day: Music	Orange Day: PE	Orange Day: Art
Yellow Day: PE	Yellow Day: Media	Yellow Day: PE
Green Day: Media	Green Day: Music	Green Day: PE/Tech
Blue Day: Art	Blue Day: PE/Tech	Blue Day: Media

Note: Mrs. Yung's class is sprinkled among the other 2nd grade classes. Students in her class need to know who their sprinkle teacher is for related arts.



What is Daily 5?



Every student is independently engaged in meaningful literacy tasks.

Students receive explicit whole group instruction and then are given independent practice time to read and write independently while we provide focused, intense instruction to individuals and small groups of students (reading groups).

- Read to Self
- Work on Writing
- Read to Someone
- Listen to Reading
- Word Work



Writing


- Developing writing skills
 - Sentence structure and overall grammar skills
- Writing for various purposes
 - Personal narratives
 - Informational writing
 - Responding to text
 - Friendly letters
 - Opinion writing
- Creative writing throughout the year
- Work on Writing during reading time



ee

mm

Word Work




- Word Wall Wednesdays
- Content Vocabulary
- Being a Reader
 - Focused on spelling, vowel sounds, blends, initial/ending sounds
 - Various activities per week to study assigned words

ee



mm

Handwriting and Cursive




Second graders are expected to form all capital and lowercase letters properly. Students are expected to only use capitals in the beginning of sentences and with proper nouns.

We will review proper handwriting for a few weeks with the children. Please encourage this at home with your child's writing.

During the second half of the year, we will begin cursive instruction. Students are not expected to write in cursive for assignments and written work.



Math



- Placement
 - Previous math class, MAP scores, teacher recommendation, flexible grouping
- Homework
 - Math homework folder due on Friday
 - Monday/Wednesday: worksheet
 - Tuesday/Thursday: math facts (flash cards or games)
- Should not take more than 5 minutes a night
- Let us know if your child has difficulty with the assignment
- Parents need to initial next to the date in the folder saying your child practiced math facts that night

ee

Wm

Content

Social Studies

- Comparing Communities
- People and the Community
- Let's Go Shopping
- Citizens in a Community

Science

- Properties of Matter
 - Earth's Features
 - Earth's Changing Landscape
- Relationships in Habitats

Health

- Social and Emotional Health
- Safety and Injury Prevention
- Nutrition and Disease Prevention
- Substance Abuse Prevention and Personal Health

Family and Community Information on Canvas

<https://hcpss.instructure.com/courses/34428>

Family and community resources are now located in the same place for all different content areas by grade level. So when you want to know what your 2nd grader will be learning and how to help them in reading, math, social studies, etc. you will only need to navigate from one page.



Grade 2 Course Navigation

GRAD

FAMILY AND COMM

HOME

- Grade 2 • Family and Community Resources Overview
- Grade 2 • English Language Arts
- Grade 2 • Mathematics
- Grade 2 • Science
- Grade 2 • Social Studies
- Grade 2 • Health
- Grade 2 • Physical Education
- Grade 2 • Media
- Grade 2 • Visual Art
- Grade 2 • Music
- Grade 2 • Instructional Technology

The Howard County Public School System (HCPSS) is nationally recognized as a leader in teaching and learning. Our rigorous instructional program engages students in learning through relevant, real-world classroom experiences. The HCPSS curriculum is written by Howard County teachers and is designed to provide students a thorough grounding in essential knowledge and skills that will give them a leading edge in tomorrow's global environment. Our curriculum challenges students to think strategically, solve problems, innovate, collaborate, communicate effectively, and achieve goals.

ee

W

Determining the Grade


Performance indicators are based on multiple assessments from the entire marking period. These include teacher observation, projects, assessments, homework and classwork.

Independent	I	67% - 100%
With Assistance	W	34% - 66%
Not Yet Apparent	N	0% - 33%

Learning Behaviors:

Reporting Codes:

- 1 - Meets Expectations
- 2 - Making Progress Towards Expectations
- 3 - Limited/No Progress Towards Expectations



ee



How You Can Support Your Child at Home




Homework Coming Soon!

- Your child will have homework Monday through Thursday.
 - Read for 10 minutes
 - Quick Write for 5 minutes
 - Math for 5 minutes
- Your child will have writing homework nightly. They will be able to choose a topic from their "Quick Write menu" in their "Homework" journal. It is ok if they want to write about something else not on their menu.
- Please initial the calendar glued into the "Homework" journal when they complete their nightly reading.
- Please make sure your child does their math homework and initial when they complete math facts. Return Math folder on Fridays with the worksheets.
- Communicate with us! Please let us know of any changes in your child's schedule or home life that may impact his/her behavior at school. We want to build a relationship with you and your child throughout the year.



Other Information




- Lunch
 - All students can get a free lunch from school or you can send in a lunch from home.
- Recess
 - 30 minutes before lunch
 - Students should bring weather-appropriate clothing to wear for recess
- Student belongings
 - Please label all clothing, backpacks, lunch boxes, etc
- Change of clothes
 - Students should have a change of clothes in their backpack or cubbies in case of emergencies.
- Student Absences
 - Send a note or an email to your child's teacher when your child is absent.
- Dismissal - All walkers need to cross Quarterstaff at the crosswalk!
- Dismissal Changes
 - Send a note or an email to your child's teacher when your child is being dismissed differently. Please don't assume we have received your email. Contact the front office if you don't receive a reply.

ee



From Mrs. Register (GT Teacher)



Seminars

- Students can sign up for the optional seminars that take place during recess on Thursdays.
- If your child expresses interest in the seminar, a permission slip will be sent home. Please complete it and send it back to school with your child.
- Depending on the number of students interested in the seminar, Mrs. Register might have to hold multiple sessions throughout the year.

ee

Wm

ROAR is now PAW

Perform RESILIENTLY

Act RESPECTFULLY

Work RESPONSIBLY



Please support our 3 R's by using the same language at home.

Celebrate your child's accomplishments!



Second Grade is a Great Time to Start Working On...




- Learning how to tie shoelaces independently
- Following multi-step directions
- Covering sneezes and coughs
- Using a tissue
- Closing zippers, buttons, and snaps on clothing
- Learning birthdate, home address, and phone number
- Reading! Reading aloud, listening to reading, reading silently are all good practices of young readers
- Writing for various purposes
- Practicing math facts daily (addition and subtraction)

ee

mm

Thank you!



Thank you for attending Back to School Night tonight!

We appreciate your support and are looking forward to a great year.

Please send me an email or a Canvas inbox message if you have any questions.

Our slideshow will be posted on the CCES website.

